

Barracuda Adjustable Louvre



The Barracuda Adjustable Louvre is part of the Barracuda System product family. All Barracuda products require the 'Barracuda Track' for installation and operation.

The adjustable louvre is ideally suited to spaces where a directional main area light with a low glare characteristic is needed or for a larger wall washing application where a conventional spotlight is too harsh.

The luminaire is available in a 320mm length.

Product

Barracuda Adjustable Louvre	BAR/ALL
-----------------------------	---------

Lumen Output

See datasheet table	
---------------------	--

Length

320mm	/320
-------	------

Colour Temperature

3000K	/3K
4000K	/4K
6500K	/6K

Beam Angle

20°	/20
34°	/34
48°	/48

Standard Colours*

White	RAL9016
White	RAL9010
Black	RAL9005
*Other colours available upon special request	

Mounting

To be used only with Barracuda Track	'Click-in'
--------------------------------------	------------

Dimming

Fixed output as default	
DALI dimming	-DA



Tel: 01489 878 406 Email: Info@bumblebee-lighting.co.uk Web: bumblebee-lighting.co.uk

Bumblebee, Unit 16 Business Park, Park Lane, Upper Swanmore, Southampton, SO32 2QQ Company No: 10464972 VAT No: 254 3859 81

BumbleBee



Lighting Data

Lumen Output	Wattage	lm/cW
1120lm (320mm 48°)	11.0W	101.8

CCT	3000K 4000K 6500K
Light Source	SMD
SDCM	3
Longevity (L70/B10)	70,000 Hours
Colour Rendering	RA>90
UGR	<16

Technical Data

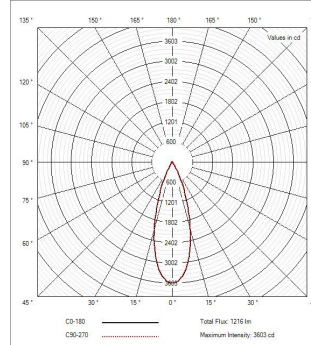
IP Rating	IP20
Construction	Aluminium Body Polycarbonate diffuser
RAL colour (standard)	9016 (Standard) 9010 9005
Mounting Method	To be used only with Barracuda track 'click-in'
Protective class	SELV
Impact Resistance (IK)	IK04
Warranty	5 Years
Certification	UKCA, CE, ROHS

Electrical Data

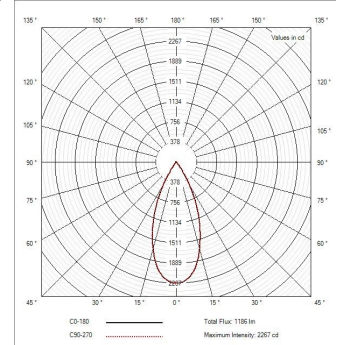
Rated Supply Voltage	DC48 V
DC Voltage Range	38–60 V
Output LF Current Ripple @ 120Hz	<3%
Overvoltage Protection	80 V
In-rush Current	10 A
THD	<10%
Power Factor	0.95
Parasitic Load	0.34 W
Operating Temperature	-10 +50 °C

Standard Photometry

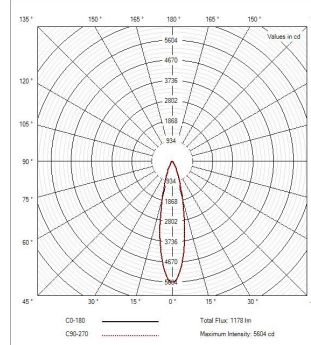
34° Beam



48° Beam



20° Beam



Dimensions

Dimensions	35x110x320mm
Weight	2.4/3.6/5.4 kg

